
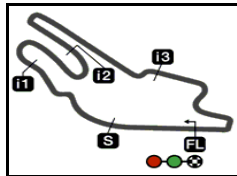


Le Mans

Results and timing service provided by  TISSOT

MotoGP™




4185 m.

## SHARK HELMETS GRAND PRIX DE FRANCE

## Qualifying Results

20A

	Rider	Nation	Team	Motorcycle	Time	Lap	Total	Gap	Top Speed
1	93 Marc MARQUEZ	SPA	Repsol Honda Team	HONDA	Q2 1'40.952	2	8		297.4
2	9 Danilo PETRUCCI	ITA	Ducati Team	DUCATI	Q2 1'41.312	3	7	0.360 0.360	297.6
3	43 Jack MILLER	AUS	Pramac Racing	DUCATI	Q2 1'41.366	2	5	0.414 0.054	299.1
4	4 Andrea DOVIZIOSO	ITA	Ducati Team	DUCATI	Q2 1'41.552	5	8	0.600 0.186	301.9
5	46 Valentino ROSSI	ITA	Monster Energy Yamaha MotoG	YAMAHA	Q2 1'41.655	6	8	0.703 0.103	291.7
6	21 Franco MORBIDELLI	ITA	Petronas Yamaha SRT	YAMAHA	Q2 1'41.681	3	9	0.729 0.026	289.9
7	30 Takaaki NAKAGAMI	JPN	LCR Honda IDEMITSU	HONDA	Q2 1'42.059	3	6	1.107 0.378	292.9
8	99 Jorge LORENZO	SPA	Repsol Honda Team	HONDA	Q2 1'42.067	5	8	1.115 0.008	298.1
9	41 Aleix ESPARGARO	SPA	Aprilia Racing Team Gresini	APRILIA	Q2 1'42.450	2	8	1.498 0.383	296.0
10	20 Fabio QUARTARARO	FRA	Petronas Yamaha SRT	YAMAHA	Q2 1'42.509	4	8	1.557 0.059	289.0
11	12 Maverick VIÑALES	SPA	Monster Energy Yamaha MotoG	YAMAHA	Q2 1'42.555	4	8	1.603 0.046	292.2
12	44 Pol ESPARGARO	SPA	Red Bull KTM Factory Racing	KTM	FP2 1'31.923			0.495	
13	63 Francesco BAGNAIA	ITA	Pramac Racing	DUCATI	Q1 1'39.982	3	7 (*)	2.315	293.3
14	5 Johann ZARCO	FRA	Red Bull KTM Factory Racing	KTM	Q1 1'40.029	2	8 (*)	2.362 0.047	295.2
15	35 Cal CRUTCHLOW	GBR	LCR Honda CASTROL	HONDA	Q1 1'40.114	8	8 (*)	2.447 0.085	301.3
16	88 Miguel OLIVEIRA	POR	Red Bull KTM Tech 3	KTM	Q1 1'40.385	3	7 (*)	2.718 0.271	292.5
17	17 Karel ABRAHAM	CZE	Reale Avintia Racing	DUCATI	Q1 1'40.482	4	8 (*)	2.815 0.097	294.1
18	36 Joan MIR	SPA	Team SUZUKI ECSTAR	SUZUKI	Q1 1'40.606	3	8 (*)	2.939 0.124	292.6
19	42 Alex RINS	SPA	Team SUZUKI ECSTAR	SUZUKI	Q1 1'40.706	7	8 (*)	3.039 0.100	295.7
20	53 Tito RABAT	SPA	Reale Avintia Racing	DUCATI	Q1 1'41.351	2	7 (*)	3.684 0.645	292.5
21	55 Hafizh SYAHRIN	MAL	Red Bull KTM Tech 3	KTM	Q1 1'41.717	3	7 (*)	4.050 0.366	295.8
22	29 Andrea IANNONE	ITA	Aprilia Racing Team Gresini	APRILIA	Q1 1'41.786	7	7 (*)	4.119 0.069	295.0

\* Gap with the fastest rider in the Q1 session.

<b>Pole Position:</b>		<b>Marc MARQUEZ</b>	<b>1'40.952</b>	149.2 Km/h
<b>Q1 Best Lap:</b>	Lap 4	<b>Valentino ROSSI</b>	<b>(*) 1'37.667</b>	154.2 Km/h
<b>Best Race Lap:</b>	2017	<b>Maverick VIÑALES</b>	<b>1'32.309</b>	163.2 Km/h
<b>All Time Lap Record:</b>	2018	<b>Johann ZARCO</b>	<b>1'31.185</b>	165.2 Km/h

The results are provisional until the end of the limit for protest and appeals.

Time limit for protest expires 60' after publication of the results - Mr. .... Time: .....

These data/results cannot be reproduced, stored and/or transmitted in whole or in part by any manner of electronic, mechanical, photocopying, recording, broadcasting or otherwise now known or herein after developed without the previous express consent by the copyright owner, except for reproduction in daily press and regular printed publications on sale to the public within 60 days of the event related to those data/results and always provided that copyright symbol appears together as follows below.

© DORNA, 2019

Official MotoGP Timing by TISSOT  
www.motogp.com

Le Mans, Saturday, May 18, 2019

